

# UROLIFT®

BPH Relief. In Sight.™

A circular photograph of a man with a beard and a blue cap, wearing a blue shirt and a life vest, paddling a yellow kayak on a calm lake. The background is a dense forest of tall evergreen trees under a clear sky. The image is framed by a yellow arc at the top and a grey arc at the bottom.

PATIENT INFORMATION

---



OVER 70% OF MEN  
IN THEIR 60s HAVE  
SYMPTOMS OF BPH<sup>1</sup>





BPH affects more than 660 million men worldwide, with many men suffering from symptoms of enlarged prostate.<sup>1</sup> You no longer have to be one of them!

.....

You have taken the first step in improving your symptoms through a proven approach called the UroLift® System procedure. This booklet will not take the place of a consultation with your physician, but it will answer some of the questions you may have before your UroLift System procedure.

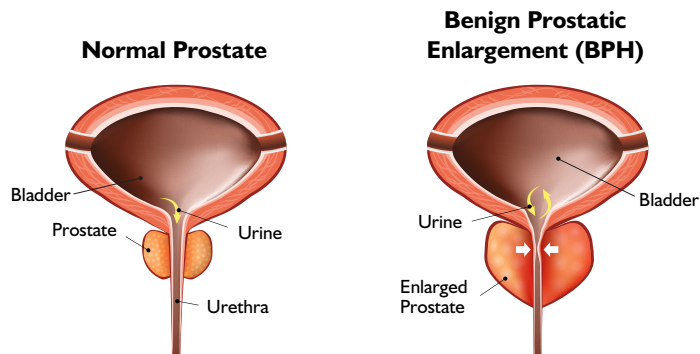
Benign Prostatic Hyperplasia, or BPH, is a very common condition in which the prostate enlarges as men get older. **Over 40% of men in their 50s and over 70% of men in their 60s have BPH!** While BPH is a benign condition and unrelated to prostate cancer, it can greatly affect a man's quality of life.

## WHAT IS AN ENLARGED PROSTATE?

The prostate is a male reproductive gland, about the size of a walnut, that produces fluid for semen. The prostate surrounds the urethra, which is the tube that carries urine from the bladder out of the body. As the prostate enlarges, it presses on and blocks the urethra, causing bothersome urinary symptoms.

### **BPH symptoms include:**

- Frequent need to urinate both day and night
- Weak or slow urinary stream
- A sense that you cannot completely empty your bladder
- Difficulty or delay in starting urination
- Urgent feeling of needing to urinate
- A urinary stream that stops and starts



A circular frame containing a photograph of an older man and woman walking together outdoors. The man, on the left, has grey hair and a mustache, and is wearing a red and blue plaid button-down shirt. The woman, on the right, has short grey hair and is wearing a white long-sleeved top. They are both smiling and looking at each other. The background shows green trees and foliage. Overlaid on the lower half of the image is white text.

AN ENLARGED  
PROSTATE CAUSES  
**BOTHERSOME**  
URINARY SYMPTOMS

# TREATMENT OPTIONS

---

**LESS INVASIVE**



Watchful  
Waiting



Medications

UROLIFT®

**MORE INVASIVE**



Heat-Based  
Therapies



TURP

---

# ADVANTAGES OF THE UROLIFT® SYSTEM

---

- ✓ Rapid symptom relief, better than reported for medications<sup>1</sup>
  - ✓ Risk profile better than reported for surgical procedures such as TURP<sup>2</sup>
  - ✓ Preservation of sexual function<sup>\*1,4</sup>
  - ✓ Return to normal activity in days not months<sup>2,3</sup>
  - ✓ Increased quality of life
  - ✓ Does not require ongoing BPH medications
  - ✓ Over 25 clinical study publications; 5-years published clinical data
- 

Most common side effects are mild to moderate and include pain or burning with urination, blood in the urine, pelvic pain, urgent need to urinate and/or the inability to control the urge.

Most symptoms resolved within two to four weeks after the procedure.<sup>1</sup>

\*No instances of new, sustained erectile or ejaculatory dysfunction

The image features a large, vibrant yellow circle on a grey background. A white, curved line arcs across the top of the yellow circle. The UroLift logo is positioned in the upper left area of the circle.

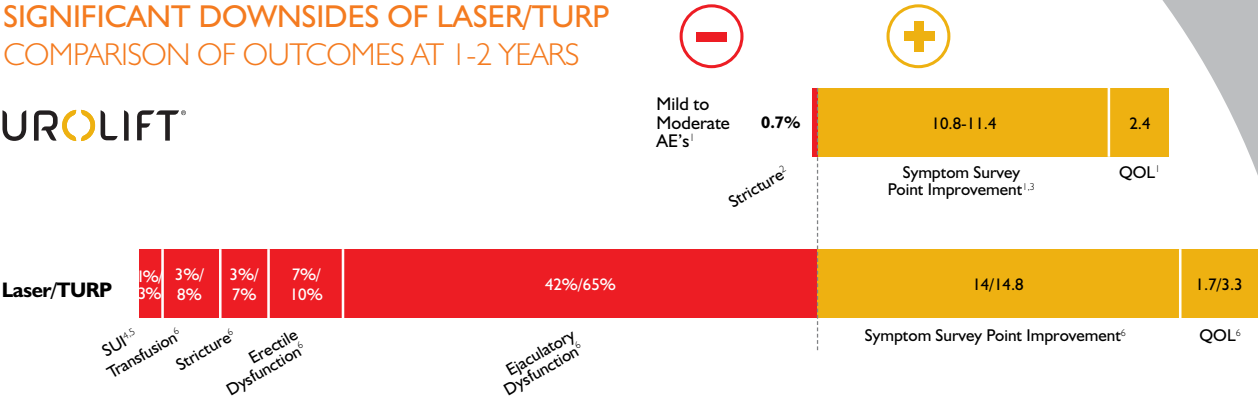
UROLIFT®

A SAFE AND  
EFFECTIVE  
ALTERNATIVE  
TO MEDICATIONS  
AND SURGERY

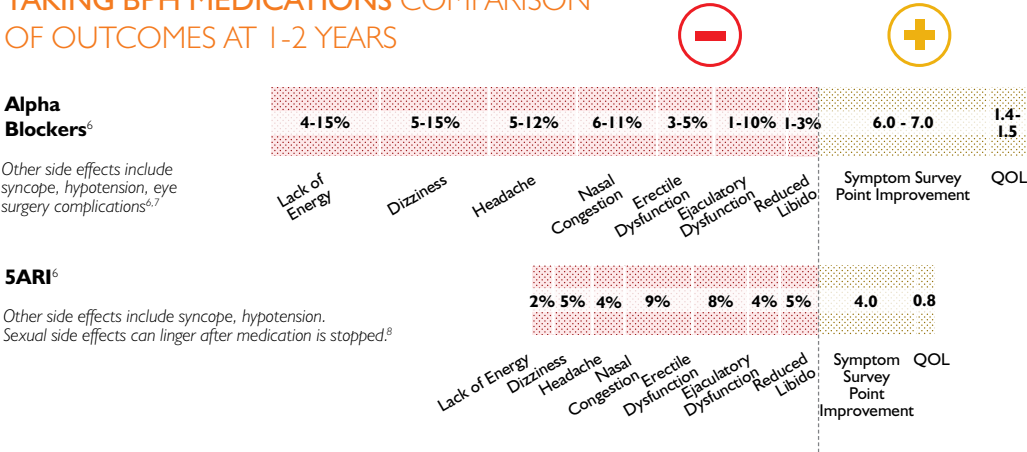


# SIGNIFICANT IMPROVEMENT WITHOUT THE SIGNIFICANT DOWNSIDES OF LASER/TURP COMPARISON OF OUTCOMES AT 1-2 YEARS

UROLIFT®



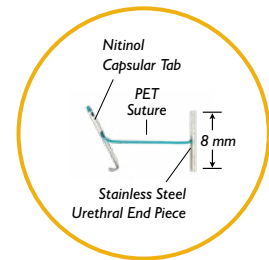
# BENEFITS AND SIDE EFFECTS WHILE TAKING BPH MEDICATIONS COMPARISON OF OUTCOMES AT 1-2 YEARS



SUI – Stress Urinary Incontinence    ED – Erectile Dysfunction  
EjD – Ejaculatory Dysfunction    QOL – Quality of Life

1. Roehrborn, J Urol 2013; There was no occurrence of new onset, sustained erectile or ejaculatory function in the L.I.F.T. study. Most common adverse events reported include hematuria, dysuria, micturition urgency, pelvic pain, and urge incontinence. Most symptoms were mild to moderate and resolved within two to four weeks after the procedure. 2. Roehrborn, Urol Practice 2015 3. Sonksen, Eur Urol 2015 4. Montorsi, J Urol 2008 5. Naspro, Eur Urol 2009 6. AUA BPH Guidelines 2003, 2010 7. Jan Teper, Cent Eur J Urol 2011 8. Traish, J Sex Med 2011

# THE UROLIFT® SYSTEM HAS HELPED MEN AROUND THE WORLD

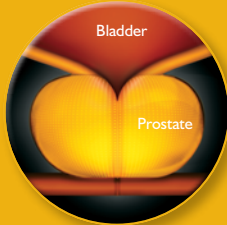


*Actual Size of UroLift Implant*

## WHAT IS THE UROLIFT® SYSTEM?

The UroLift® System is a revolutionary approach to treating BPH that lifts and holds the enlarged prostate tissue out of the way so it no longer blocks the urethra. It is the only BPH procedure that does not require ongoing BPH medication, cutting, heating or removal of the prostate tissue.

## HOW THE UROLIFT® SYSTEM WORKS



### Enlarged prostate:

An enlarged prostate can narrow or even block the urethra, causing bothersome urinary symptoms.



### STEP 1

The UroLift® Delivery Device is placed through the obstructed urethra to access the enlarged prostate.



### STEP 2

Tiny UroLift Implants are permanently placed to lift and hold the enlarged prostate tissue out of the way and increase the opening of the urethra. The permanent Implants are delivered through a small needle that comes out of the UroLift Delivery Device and into the prostate.



### STEP 3

The UroLift System treatment provides fast and reliable symptom relief by opening the obstructed urethra.

## WHAT TO EXPECT DURING THE PROCEDURE

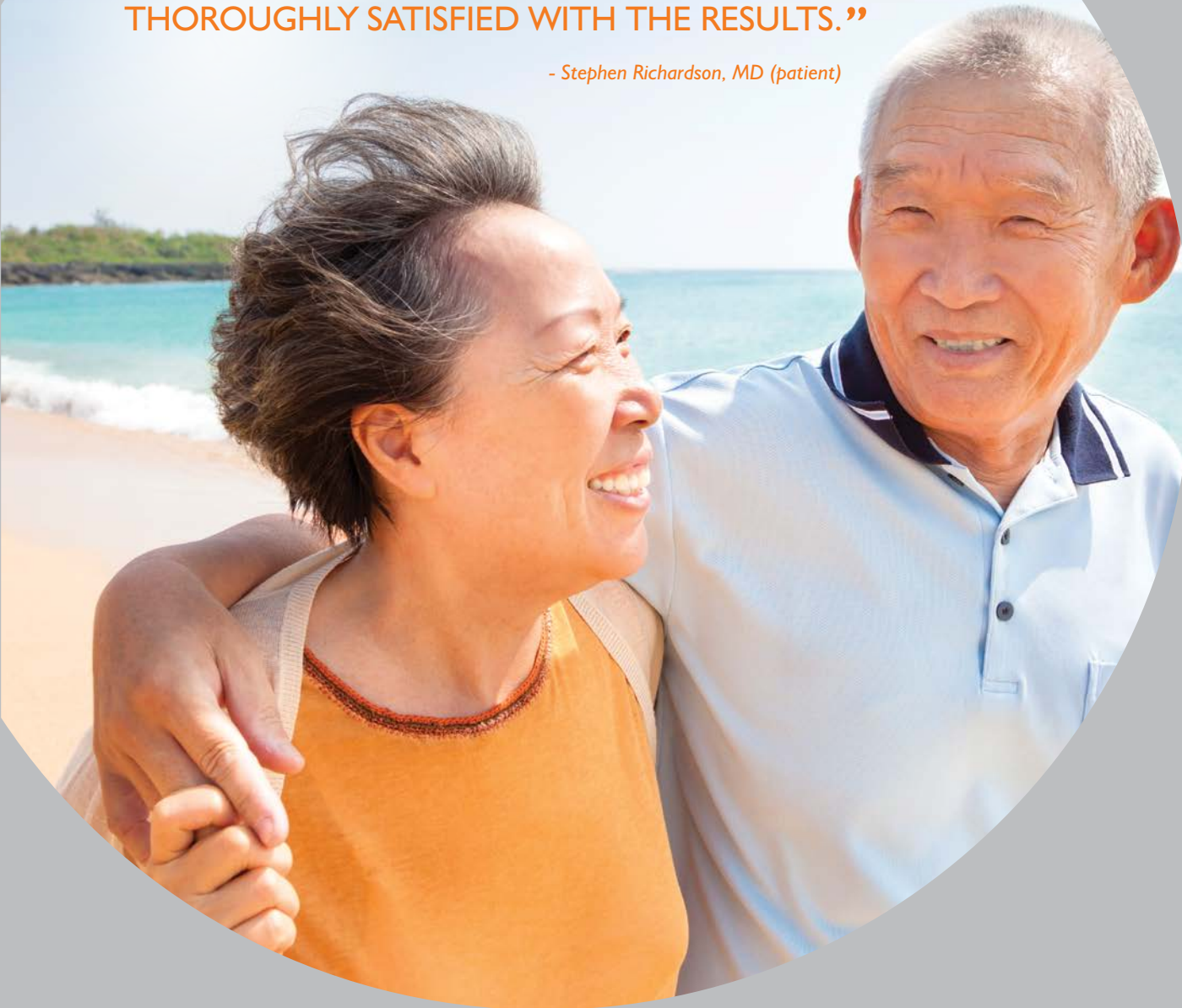
During the UroLift® System procedure, the doctor places small, permanent implants into the prostate to lift and hold the enlarged tissue out of the way.

- During the procedure you will be situated on a table with your legs slightly elevated. There will be a monitor that the physician watches during the procedure.
- Depending on where you have your procedure performed (in the hospital or doctor's office) and other factors, your doctor will administer local or general anesthesia to help maximize comfort during the procedure.
- The doctor gently introduces a thin tube containing a tiny camera through the urethra to determine where to place the UroLift implants.
- Once the proper location is determined, the doctor will insert a tiny implant into the prostate. You will hear a "click" during the placement.
- This will be repeated until the doctor achieves a sufficient opening for urine to pass easily. During the procedure you may feel some pressure and the urge to urinate. This is to be expected.



**“THE PROCEDURE HAS ALLOWED ME  
TO REGAIN MY QUALITY OF LIFE. I HAVE  
NO URGENCY, NO FREQUENCY AND I’M  
THOROUGHLY SATISFIED WITH THE RESULTS.”**

*- Stephen Richardson, MD (patient)*



“SYMPTOM RELIEF IS  
ACHIEVED RAPIDLY, OFTEN  
WITHIN TWO WEEKS,  
AND AT ONE MONTH IS  
VERY SIMILAR TO WHAT  
CAN BE EXPECTED AT  
FIVE YEARS.”

- Claus Roehrborn MD<sup>1</sup>



## WHAT TO EXPECT AFTER THE PROCEDURE



*Urologist's view of  
obstructed prostate*



*Unblocked  
prostate after  
UroLift System  
procedure*

Immediately following the procedure, you will be asked to urinate. If you have difficulty urinating, your doctor may insert a catheter to help you void, and you will be given instructions on when to have the catheter removed. Most patients do not require a catheter after having the UroLift® System procedure. Consider speaking to your physician about their use of catheters.

Some men may experience discomfort after the procedure. You may have soreness in the lower abdomen, and it may be uncomfortable to sit. You may experience the need to urinate more frequently and with greater urgency. You may have some blood in your urine, including passing an occasional blood clot. These are all common reactions to the procedure. Most of these symptoms will resolve within 2-4 weeks – this is normal.

# FAQ'S

---

## **Is the procedure performed in an office or hospital?**

*The UroLift® System procedure can be performed in either an office, ambulatory surgical center, or hospital. Please speak with your urologist to decide which location would be best for you.*

## **When can I resume my usual activities?**

*Many men resume normal activities shortly after the procedure. Your doctor will discuss any restrictions and your specific situation after your procedure.*

## **Do I need to continue taking my BPH medications after the procedure?**

*A benefit to getting the UroLift® System procedure is that you may no longer have to take BPH medications afterwards. Your physician will decide if continued use of BPH medication is necessary.*

## **Will my prostate continue to grow even after I get a UroLift® System procedure?**

### **What if I need another procedure?**

*Your prostate may continue to grow after the procedure; however, one unique aspect of the UroLift System is that it does not preclude subsequent treatment with a UroLift System, laser or TURP procedure.*

## **How quickly can I expect to have symptom relief?**

*Many patients experience minimal downtime post-treatment and symptom relief as early as 2 weeks.*

## **How long will my results last?**

*The UroLift System procedure is intended to be a long-lasting solution for BPH/LUTS that utilizes a permanently placed implant. Durability has been proven out to 5 years.<sup>1</sup>*

## **Will my sexual function be affected by the UroLift System procedure?**

*Clinical studies have shown the UroLift System procedure does not cause new, sustained instances of erectile or ejaculatory dysfunction.<sup>2</sup> The same cannot always be said of other BPH therapies such as TURP, laser, and even medication.*



---

### **Does my insurance cover the procedure?**

*The UroLift® System procedure is covered by Medicare and many private insurers. Contact your insurance provider for your specific coverage information.*

### **What happens if the implants need to be removed?**

*The implants are intended to be permanent. The implant is made up of standard surgical implantable materials: a nitinol capsular tab, a stainless steel urethral tab, and a polyethylene terephthalate suture that holds the two tabs together. Your doctor can remove the urethral implant, if needed. The suture can be cut and the urethral endpiece can be retrieved with a standard grasper. The capsular tab will remain in place inside the body.*

### **I have read that many men don't need a catheter after the UroLift® System procedure. Is this true?**

*Most patients do not require a catheter after having the UroLift System procedure. Your urologist will determine if you need one after a voiding test. If a catheter is placed, it is typically only overnight and is removed the next morning.*

### **Is my prostate too large for this procedure?**

*The UroLift System is indicated for prostate sizes up to 80 grams. Your doctor can perform an ultrasound to accurately determine your prostate size.*

### **Can I have an MRI after the UroLift System procedure?**

*An MRI can be safely performed after UroLift System treatment. Specific MRI instructions can be found on [www.UroLift.com](http://www.UroLift.com).*

**90%**  
**OF PATIENTS REPORTED**  
**IMPROVEMENT IN**  
**THEIR CONDITION**  
**AT ONE MONTH'**





# NOW WHAT?

Are you ready to take control of your BPH symptoms?  
Don't settle for frustrating urinary symptoms and daily medications.  
The UroLift® System procedure may be the right choice for you  
if you are seeking a treatment solution. So now what?

1. **Talk to your doctor** to see if you are a candidate  
for the UroLift System procedure
2. **Coordinate** with your doctor's office to confirm  
your insurance coverage
3. **Schedule** your UroLift System procedure
4. **Enjoy your new life!**

# UROLIFT®

---

“It’s just a friendlier option for the patient – they recover quickly and get on with their life.”

*Dr. Steven Gange*

**FOR MORE INFORMATION VISIT**

[www.UroLift.com](http://www.UroLift.com)

Follow us on  [@UroLift](https://twitter.com/UroLift)

Find us on  [facebook.com/UroLift](https://facebook.com/UroLift)

NeoTract, Inc. is dedicated to developing innovative, minimally invasive and clinically effective devices that address unmet needs in the field of urology. Our initial focus is to improve the standard of care for patients with Benign Prostatic Hyperplasia (BPH), a broadly underserved market. Our first product is the UroLift® System, a minimally invasive device designed to treat lower urinary tract symptoms (LUTS) due to BPH.

 |   
INTERVENTIONAL UROLOGY

Pleasanton, CA 94588  
Tel: (925) 401-0700 • (877) 408-9628

© 2019 NeoTract, Inc. All rights reserved. Printed in the USA.

MAC00329-01 Rev D